






















# SA's economic gender gap

Overall gender gap between men and women in SA is 24.4%

AFRICAN RANK	COUNTRY		OVERALL RANK	OVERALL SCORE (%)
1	Rwanda		4	82.2
2	Namibia		13	77.7
3	<b>SA</b>		<b>19</b>	75.6
4	Burundi		22	75.5
5	Mozambique		29	74.1
6	Uganda		45	72.1
7	Botswana		46	72
8	Zimbabwe		50	71.7
9	Tanzania		68	70
10	Ghana		72	69.5

Economic participation and opportunity (EPO) sub-index gender gap between men and women in SA is 34.8%

AFRICAN RANK	COUNTRY		OVERALL EPO RANK	OVERALL EPO SCORE (%)
1	Burundi		1	91.1
2	Benin		4	86.4
3	Botswana		6	82.2
4	Rwanda		7	82
5	Namibia		9	81.3
6	Guinea		10	81.3
7	Mozambique		17	78.9
8	Ghana		18	78.4
9	Nigeria		37	72.8
10	Cameroon		40	72.5
21	<b>SA</b>		<b>89</b>	65.2